

# *transvideo*

Equipment for Film and Digital Cinematography  
Avionics Systems



## *Stargate*

## **Quick Start Guide**

# Warning & Caution

## **WARNING:**

This product must be used in a correct grounded electrical environment; ground defects can create severe problems to the equipment, the picture quality and even cause danger for the user.

This product must be powered only from 10 to 29V DC


**Copyright law and international treaties protect this product, its design and its software. One or several international patents apply to the Stargate. Unauthorized reproduction or distribution of this product or its design or its software or any portion of them, may result in severe civil and criminal penalties, and will be prosecuted to the maximum extent possible under the law.**

## **CAUTION:**

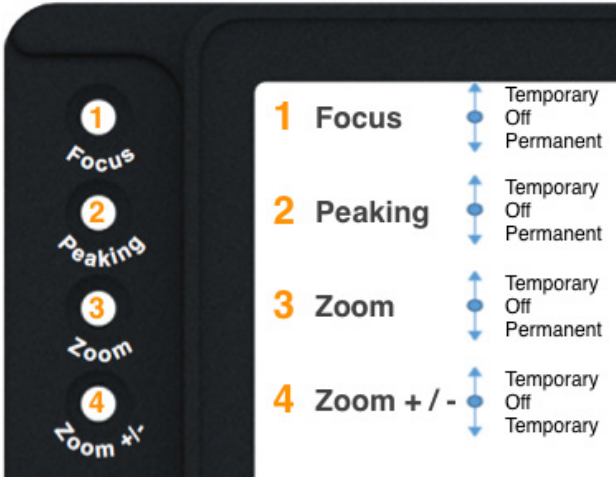
Warranty is void as the product is opened. The unit contains electrostatic sensitive devices, which can be damaged or destroyed if you touch them. Very high voltage is present in the product and there is some risk of electric shock if opened by a non-accredited technician. Standard ESD procedures must be strictly followed during disassembly/re-assembly of the unit.

The user and/or technician assume full responsibility or any risk of bodily injury, death or property damage arising out of the use or disassembly or repair of this equipment. In no event shall Transvideo S.A. or its local representatives be liable to a user, technician or third party for any loss of income or any damage of any kind resulting from the use of or work on the said equipment.

The device should not be used within 20cm of a human body.



## Use of keys 1 to 4 with temporary position



### Temporary

Activates temporarily the concerned function.

### Middle position

Off.

### Permanent

Activates permanently the concerned function, displays appropriate settings nearby the joystick (5s).

## Stargate ► Functionalities

### 1 - Focus

- ↑ Up : Focus Helper is temporarily activated. Timing can be defined in Tech menu (TimeFunc(s)).
- Middle position : Focus Helper is activated.
- ↓ Down : Focus Helper is activated.

Color adjustment : Push left / right on the joystick, white setting windows is displayed for color adjustment (8 colors available).



Level adjustment : Push up / down on the joystick, white setting windows is displayed for level adjustment (8 possible levels).

Focus activates the SafeArea marker. It can be set up through Markers menu and cannot be deactivated while using the Focus Helper function.

### 2 - Peaking

- ↑ Up : Peaking is temporarily activated. Timing can be defined in Tech menu (TimeFunc(s)).
- Middle position : Peaking is activated.
- ↓ Down : Peaking is activated.



Push up / down on the joystick to adjust peaking level ( 3 possible levels).

## 3 - Zoom

- Up : Zoom function is temporarily activated. Timing can be defined in Tech menu (TimeFunc(s)).
- Down : Zoom is activated.

**J** Use the joystick to adjust the central position and to move in the picture.

## 4 - Zoom + / -

- Up : Zoom In when Zoom is activated.
- Down : Zoom Out when Zoom is activated.

## 5 - Tally LED\*

Can be set Active on SDI Rec function on monitor, external Tally from Accessory Input.

## 6 - Snapshot\*

Push to take a snapshot.

## 7 - Fast Rewind / Forward\*

Push once to activate (LED lights up).  
Use the joystick to forward or rewind the video.  
Push again to go back to normal Play mode.  
Use the Return button **(17)** to exit the Gallery.

## 8 - Gallery\*

In a view with iput video, a short push on the button displays the Gallery.

**J** Use the joystick to navigate through the Gallery and select pictures / videos.  
Play / Pause buttons are then activated.

Use the Return button **(17)** to exit the Gallery.

## 9 - Record\*

Push to record or stop from recording video.

\* Not available in firmware version 1.xx. Refer to <http://www.transvideo.eu/support-stargate> to check updates and function availability.

## 10 - Views

Toggles between view modes (Full Screen / DIT / Body-Rig).

**J** While using Body-Rig view, push on the joystick to calibrate the AvengerLeveler Horizon.

## 11 - Markers

Short push : activates / deactivates markers.

**Available markers** : Cross, 4:3, 14/9, Safe (adjustable), 1,85:1, 2,40:1, 16/9.

Long push : Adjusts the active markers.

## 12 - Luts\*

Possibility to import and activate 3D Luts.

## 13 - Users

Enables quick access to different functionalities :

**Mode Fast** : can be activated in Adjust / Image menu. Tools cannot be used with this mode.

**Mode fast is only available in 3G standard.**

**False Color** : can be activated in Adjust / Color menu.

*More quick access to come.*

## 14 - Adjust

Submenus available in Top Tabs.

Left / right push the joystick to navigate.

### Color

Brighness, Contrast, Saturation, White Point\*, Profiles\*, False Color

### Image

Flip, Aspect Ratio, SMPTE Pattern, Mode Fast (**works only with 3G standard**)

SMPTE RP219

Mode Normal / Extended

Output On SDI out / Video (displayed) / Both (SDI out + Video)

\* Not available in firmware version 1.xx. Refer to <http://www.transvideo.eu/support-stargate> to check updates and function availability.

## 15 - Technical (Technical adjustments)

Submenus available in Top Tabs.

Left / right push the joytick to navigate.

### Global

Lock, Night mode\*, Factory reset, Dimmer

TimeFunc(s) : Timing configuration for temporary functions ( Focus Helper / Peaking / Zoom).

Perm. Zoom icon : allows to display permanently or not Zoom indicator in the picture.

Update : Software / Firmware update

### Metadata\*

PDF, AutoRec, Audio,... and more to come.

### Media\*

External media management.

### Infos

Product information : Software version, Graphical User interface version, Firmware version.

## 16 - Inputs

Input selection.

Enables to switch between HDI and SDI

## 17 - Return

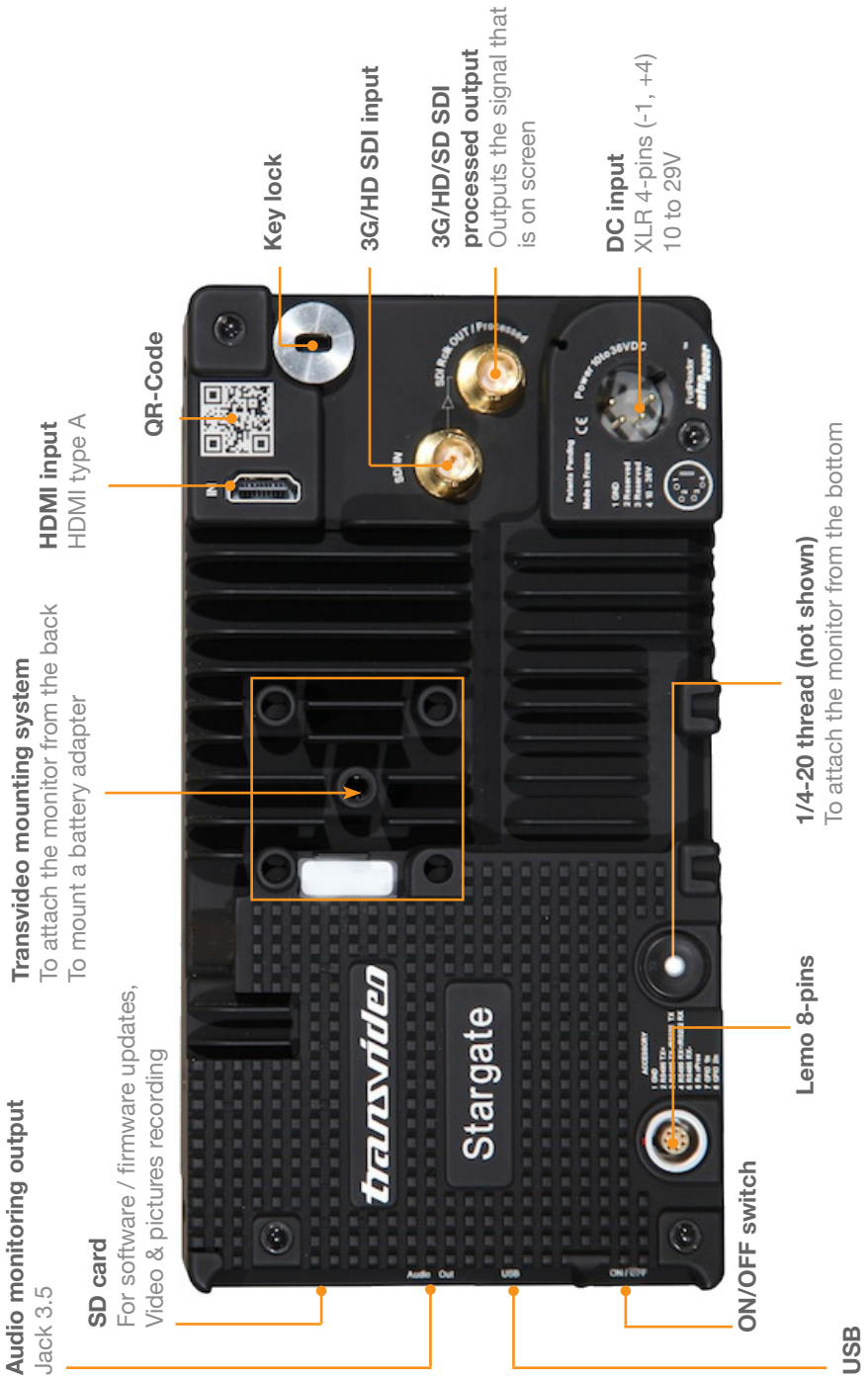
Return / Quit button.

*\* Not available in firmware version 1.xx. Refer to <http://www.transvideo.eu/support-stargate> to check updates and function availability.*

# Stargate ► Technical specifications

Video inputs	1 x 3G/HD/SDI 1 x HDMI
Video output	1 x 3G/HD/SDI (processed) 1 x HDMI to SDI cross conversion (processed)
Recorder	yes (H264 standard by default)
Supported standards	3G: 1080 / 50p, 60p HD: 1080 / 50i, 60i 1080 / 24p, 25p, 30p 1080 / 24psf, 25psf 720 / 25p, 30p, 50p, 60p
Display type & size	LCD - 7 inches
Pixels	Picture zone 1920 x 1080
Contrast ratio	800:1
Viewing angle	±85° H & V
Brightness max	800 Nits
White point calibration	D65 ITU-R BT.709-5 & D56
Color space	Rec. ITU-R BT.709-5
Avenger Leveler™	yes
Tally LED	yes
Power	10 to 29V DC through XLR4 or battery adapter
Power cons.	22W
SD card slot	yes
Dimensions (w x h x d)	208.2 x 116.7 x 42.25 mm - 8.2 x 4.59 x 1.66 inches
Weight	770g / 1.7 lbs





## Stargate ► Mechanics & connectors



### Lemo 8-pins

- 1- GND
- 2 - RS485 TX+
- 3 - RS485 TX- / RS3232 TX
- 4 - RS485 RX+ / RS232 RX
- 5 - RS485 RX-
- 6 - Rs nPres
- 7 - GPIO 1in
- 8 - GPIO 2in



### DC input

- XLR 4-pins (-1, +4) 10 to 29V DC
- 1- GND
  - 2 - Reserved
  - 3 - Reserved
  - 4 - 10 - 36V

## Stargate ► Packing list

### Package includes :

- 1 x Stargaite monitor with screen protector - P/N 917TS0126
  - 1 x 4.5GHz HDTV BNC male 1M cable P/N 906TS00144
  - 1 x 3D swing arm including adapter for Arri Alexa/Amira - P/N 918TS00256
  - 1 x XLR4 female to RS3 (Fisher3) male power cable - 906TS0010
  - 1 x Microfiber cloth
- All in a Pelican case with custom foam.

Transvideo S.A gives the warranty set forward below.

The limited warranty is only effective upon presentation of your Bill of Sale or other proof of purchase.

Transvideo equipment is warranted under normal use, against defective materials or workmanship as follows:

Parts: Defective parts will be exchanged for new parts or comparable rebuilt parts for a period of TWO YEARS from the date of original purchase.

Labor: For a period of TWO YEARS from the date of original purchase, labor will be provided free of charge by our factory service centers or designated service facilities located in country where the product have been purchased, or by the factory.

When returning equipment under this warranty, you must pre-pay the shipping charges, and you must enclose the Bill of Sale or other proof of purchase with a complete explanation of the problem.

During your TWO-YEAR warranty period, repairs will be made and the equipment return-shipped to you free of charge.

After your warranty period is over, you will be given an estimate of the cost of repair and an opportunity to approve or disapprove of the repair expense before it is incurred. If you approve, repairs will be made and the equipment return shipped to you. (shipping charges apply). If you disapprove, we will return-ship the equipment at no charge to you. (shipping charges apply). voltage is present in the product and there is some risk of electric shock if opened by a non-accredited technician. Standard ESD procedures must be strictly followed during disassembly/re-assembly of the unit.

The user and/or technician assume full responsibility or any risk of bodily injury, death or property damage arising out of the use or disassembly or repair of this equipment. In no event shall Transvideo S.A. or its local representatives be liable to a user, technician or third party for any loss of income or any damage of any kind resulting from the use of or work on the said equipment.

The device should not be used within 20cm of a human body.

Non-Transvideo brand peripheral equipment and software which may be distributed with Transvideo products are sold "AS IS" without warranty of any kind by Transvideo, including any implied warranty regarding merchantability or fitness for a particular purpose. The manufacturer or producer gives the sole warranty with respect to such non-transvideo brand items Thereof :

Transvideo shall have no responsibility under this limited warranty for use of Transvideo product in conjunction with incompatible equipment or peripheral equipment.

In order to obtain warranty service, contact the authorized Transvideo retail dealer from whom you purchased the product or contact the factory :

By phone +33 2 3232 2761

By fax +33 2 3260 1479

By email [service@transvideo.eu](mailto:service@transvideo.eu)

You will be directed to the nearest service facility for your product.

If there is no service facility in your region, you will receive a RAN (Return Authorization Number) and instruction to return your product to the factory.

This Limited Warranty covers all defects encountered in normal use of the equipment and does not apply in the following cases:

Loss or damage to the equipment due to abuse, mishandling, accident, improper maintenance, or failure to follow operating instructions.

If the equipment is defective as a result of leaking batteries, sand, dirt or water damage; If defects or damages are caused by the use of unauthorized parts or by service other than our authorized agent.

If the equipment is defective as a result of leaking batteries, sand, dirt or water damage; If defects or damages are caused by the use of unauthorized parts or by service other than our authorized agent.

This Limited Warranty does not cover cabinet (exterior finish).

This warranty does not cover units sold to military operations or avionics. These uses are covered only by such specific warranty as Transvideo may issue with such sales. This Limited Warranty does not apply to accessories or consumables for the product, which are sold "AS IS", without warranty of

any kind by Transvideo. Please retain this warranty card and your Bill of Sale as a permanent record of your purchase. This card is most important in order

to be sure you are contacted right away should there be a safety inspection, modification or product recall under applicable laws or regulations.

NO IMPLIED WARRANTY, INCLUDING MERCHANTABILITY AND FITNESS FOR A PARTICULAR PURPOSE APPLIES TO THIS EQUIPMENT AFTER THE APPLICABLE PERIOD OF EXPRESS WARRANTY OR GUARANTY, EXCEPT AS MENTIONED ABOVE, GIVEN BY ANY PERSON, FIRM OR CORPORATION WITH RESPECT TO THIS EQUIPMENT SHALL BIND THE UNDERSIGNED.. TRANSVIDEO SHALL NOT BE LIABLE FOR LOSS OF REVENUES OR PROFITS, EXPENSE FOR SUBSTITUTE EQUIPMENT OR SERVICE, STORAGE CHARGES, LOSS OF DATA, OR ANY OTHER SPECIAL, INCIDENTAL OR CONSEQUENTIAL DAMAGES CAUSED BY THE USE, MISUSE OR INABILITY TO USE THE PRODUCT, REGARDLESS OF THE LEGAL THEORY ON WHICH THE CLAIM IS BASED, AND EVEN IF TRANSVIDEO HAS BEEN ADVISED OF THE POSSIBILITY OF SUCH DAMAGES. NOR SHALL RECOVERY OF ANY KIND AGAINST TRANSVIDEO BE GREATER THAN THE PURCHASE PRICE OF THE P>RODUCT SOLD BY TRANSVIDEO AND CAUSING THE ALLEGED DAMAGE. WITHOUT LIMITING THE FOREGOING, YOU ASSUME ALL RISK AND LIABILITY FOR LOSS, DAMAGE OR INJURY TO YOU AND YOUR PROPERTY AND TO OTHERS AND THEIR PROPERTY ARISING OUT OF USE, MISUSE OR INABILITY TO USE THE PRODUCT NOT CAUSED DIRECTLY BY THE NEGLIGENCE OF TRANSVIDEO. THIS WARRANTY SHALL NOT EXTEND TO ANYONE OTHER THAN THE ORIGINAL PURCHASER OF THIS EQUIPMENT.

# *transvideo*

TRANSVIDEO S.A.  
Zone Industrielle  
F-27135 Verneuil sur Avre  
FRANCE

Tel +33 2 3232 2761  
Fax +33 2 3260 1479  
info@transvideo.eu

**[www.transvideo.eu](http://www.transvideo.eu)**

**Register on our Website !**



*Several patents are protecting Transvideo's intellectual property rights.  
Help to protect innovation, refuse to buy copies.*

*Transvideo S.A. stands behind each product  
with two years of warranty against defect in materials and workmanship.*

*Specifications are subject to change without notice.*

*No liability can be accepted for any variation.*

*Transvideo is a registered brand, property of Transvideo S.A.*

*Stargate, 3DView, StarliteColor, StarliteDV, StarliteHD, StarliteRF, RainbowII, RainbowXtreme, RainbowII 16:9, RainbowII 16:9 RF, RainbowUHF, RainbowHD, CineMonitorIIIa, CineMonitorHD, TITAN, TitanHD, TitanHD2, CineMultiTrack, HERMES & PEGASUS, FormatConverter, FramelineGenerator are trade marks of Transvideo S.A.*